














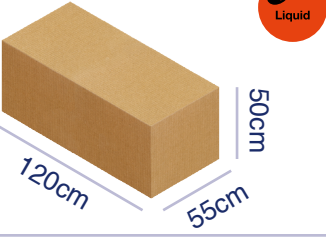
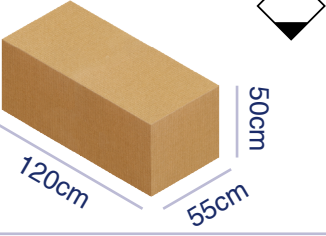

# Product Guide



Product	Service Code	Max Length	Max Width	Max Height	Max Weight Per Item	Max Items Per Consignment
<b>MailPack</b>  37.5cm x 29.5cm	<b>MP</b>	37.5cm	29.5cm	N/A	1kg	1
		The item must physically fit into the preprinted, recyclable MailPack, but not exceed 1kg. <b>EXCLUDES ALL LIQUIDS.</b> Use the LP or LQ Service. Customer own packaging can be accepted if approved.				
<b>CourierPack</b>  54.5cm x 45.5cm	<b>CP</b>	54.5cm	45.5cm	N/A	5kg	1
		The item must physically fit into the preprinted, recyclable CourierPack, but not exceed 5kg. <b>EXCLUDES ALL LIQUIDS.</b> Use the LP or LQ Service. Customer own packaging can be accepted if approved.				
<b>Lightweight Parcel</b>  45cm x 35cm x 20cm	<b>LW</b>	45cm	35cm	20cm	5kg	1
		<b>MUST BE BOXED</b> Un-boxed items must be sent on the UB service. <b>EXCLUDES ALL LIQUIDS.</b> Use the LP or LQ Service.				
<b>Standard Next Day Parcel</b>  120cm x 55cm x 50cm	<b>ND</b>	120cm	55cm	50cm	30kg*	20
		<b>MUST BE BOXED</b> Un-boxed items must be sent on the UB service. <b>EXCLUDES ALL LIQUIDS.</b> Use the LP or LQ Service. Max 60cm x 60cm x 60cm parcel can also travel as ND.				
<b>Non-Conveyable Parcel</b>  160cm x 60cm x 60cm	<b>NC</b>	160cm	60cm	60cm	30kg*	2
		or 120cm combined <b>MUST BE BOXED</b> Un-boxed items must be sent on the UB service. <b>EXCLUDES ALL LIQUIDS.</b> <b>Item must not exceed the dimensions specified.</b> The longest dimension must not exceed 160cm. The sum of the second and third dimension must not exceed 120cm.				
<b>Un-boxed</b>  160cm x 60cm x 60cm	<b>UB</b>	160cm	60cm	60cm	30kg*	4
		or 120cm combined <b>EXCLUDES ALL LIQUIDS.</b> <b>Item must not exceed the dimensions specified.</b> The longest dimension must not exceed 160cm. The sum of the second and third dimension must not exceed 120cm.				

\*Weight restrictions may apply to offshore locations.

# Product Guide

Product	Service Code	Max Length	Max Width	Max Height	Max Weight Per Item	Max Items Per Consignment
<b>Excess Parcel</b> 	<b>XS</b>	205cm	30cm	30cm	30kg*	2
<b>EXCLUDES ALL LIQUIDS.</b> <b>Item must not exceed the dimensions specified.</b> Items that exceed the maximum dimension of the Excess service are not suitable for transit via the APC Overnight Network as they are classed as out of gauge. 						
<b>Liquid</b> 	<b>LP</b>	120cm	55cm	50cm	30kg*	20
<b>MUST BE BOXED</b> Please refer to our Packaging Guidelines on the APC Overnight website for further information.						
<b>Limited Quantity</b> 	<b>LQ</b>	120cm	55cm	50cm	30kg*	20
<b>MUST BE BOXED</b> If you are a new customer you must submit a Safety Data Sheet relating to the product/s you wish to ship prior to sending. Please contact your local depot for further information.						
<b>Live Fish / Live Coral</b> 	<b>LF</b>	120cm	55cm	50cm	15kg	20
<b>MUST BE BOXED</b> LF consignments can only be accepted Tuesday to Thursday. Some areas may be restricted. The APC holds the relevant Animal Transport Authorisation licence via the Animal & Plant Health Agency (APHA), part of DEFRA.						

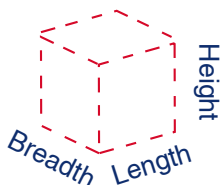
10:30am and 12pm timed delivery options are available weekdays and Saturday.

Please note, service restrictions may apply.

\*Weight restrictions may apply to offshore locations.

## Volumetric Weight

From time to time it's necessary to calculate the volumetric weight of a package/parcel as the cost can be affected by the amount of space the parcel/package occupies when being transported.



## Use the formula

$$\frac{\text{Height (cm)} \times \text{Length (cm)} \times \text{Breadth (cm)}}{6000} = \text{Volumetric Weight}$$